



19th August, 2020

NOTICE

Notice is hereby given that the Annual General Meeting of Jharkhand State Cricket Association will be held in the form of a Zoom Webinar on Sunday, 30th August, 2020 at 10:30 AM to transact the following business:

AGENDA

1. To confirm the proceedings of AGM dated 31st October, 2019/SGM dated 23rd December, 2019.
2. To receive and adopt the Annual Report, 2019-2020.
3. To receive and adopt the Audited Statement of Accounts for the financial year 2019-2020.
4. To appoint/elect the Auditor for the financial year 2020-2021.
5. To appoint the Ethics officer & the Ombudsman of the Association for the year 2020-21.
6. To consider any business due notice whereof given by a member under Clause 20 of J.S.C.A. Rules and Regulations.

(Sanjay Sahay)
Honorary Secretary.

N.B.

- i. The A.G.M. is being conducted by the above process under the instructions of the Government in view of the COVID restrictions.
- ii. The details regarding the procedure of online registration of members for joining the webinar, the process of downloading the ZOOM app, the manner of use of the App during the webinar and the general guidelines for the conduct of the webinar is attached herewith as Annexure A.
- iii. Annual Report 2019-20 can be obtained by members from the J.S.C.A. office, Keenan Stadium, Jamshedpur or the J.S.C.A. International Stadium Complex (North Gate), Ranchi on 28th & 29th August, 2020 from 10:30 am to 5:00 pm.
- iv. Annual prize distribution will be made at a subsequent awards function after return of normalcy.

JHARKHAND STATE CRICKET ASSOCIATION

(Affiliated to Board of Control for Cricket in India)

Registered Office : Keenan Stadium, P. Box No. - 68, Jamshedpur - 831 001, Phone : 0657 - 2432722

E - mail : jscackf@gmail.com • website : www.cricjharkhand.org

Ranchi Office : J.S.C.A. International Stadium Complex, H.E.C. Campus, Dhurwa, Ranchi - 834 004, Phone : 0651 - 2402009

E - mail : jscaranchi@gmail.com

ANNEXURE-A


GUIDELINES FOR ATTENDING A.G.M - 2020

1. All members will have to download “**zoom cloud meetings**” from the **Google play store for android users** and those having **iPhone** will have to download from **App store** for iPhone. Members using **laptops or desktop computers** can download the app directly from the website **www.zoom.us/support/download**.

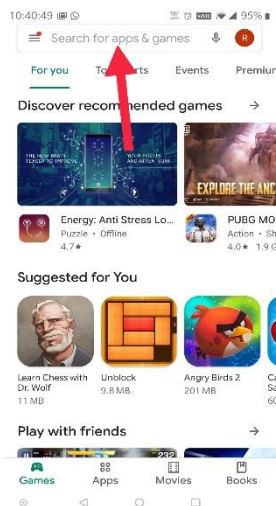
User guide for downloading the app is shown below:

For Android:

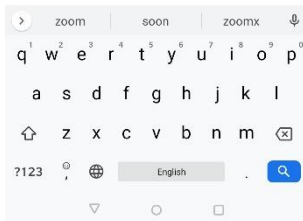
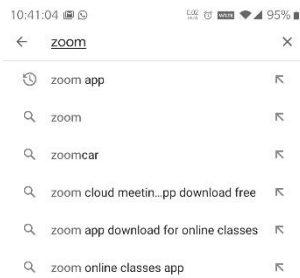
Step 1: see the ‘play store’ icon and press the button.



Step 2: You can see the ‘search for apps & games’



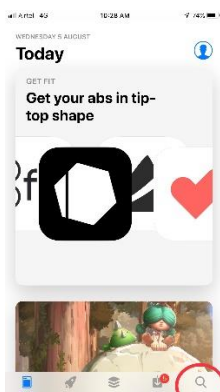
Step 3: Type zoom and there you can see the ‘**zoom cloud meeting**’ app. Install the app.



For iPhone user:

Step 1: See the **app store icon** on your home screen and open the app.

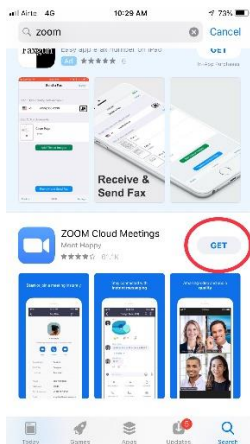
Step 2: On opening the app store you will see the search button.



Step 3: Type 'Zoom' here:



Step 4: After searching zoom, you will find '**zoom cloud meetings**' app. Press the '**get**' button.



Note: Members using laptops or desktop computers can type the link on the url or click on the link

www.zoom.us/support/download

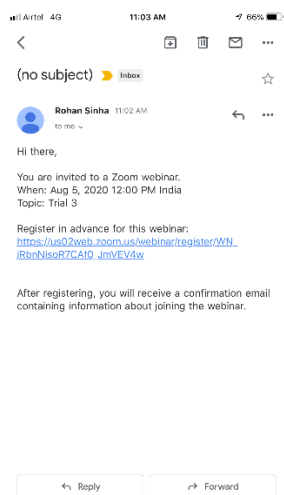
A page will download automatically or manually (as per the instruction given on the site).

Note: Members who already have Zoom application need not download again.

2. **Before entering the webinar every member shall have to register for the webinar. Registration process shall start from 8:00 AM and end at 10:15 AM on 30th August, 2020. The AGM shall start at 10:30 A.M. The registration process is explained below.**

A registration link will be sent to all members through email to their registered email ID.

Step 1: You will receive an email for registration. Click the link below 'Register in advance for this webinar'



Step 2: Once you click the link, a page for registration will open.

11:50:21 us02web.zoom.us 81%

Webinar Registration - Zoom
us02web.zoom.us

First Name
Last Name
Email Address

Member
☐ YES
☐ NO

District Representative
☐ YES
☐ NO

Date Of Birth

Register

Note: In case the problem still persists please use laptop/desktop instead of mobile phones.

Step 3: Fill in the details in the registration form and register. The following page will appear saying “Webinar Registration Approved”:

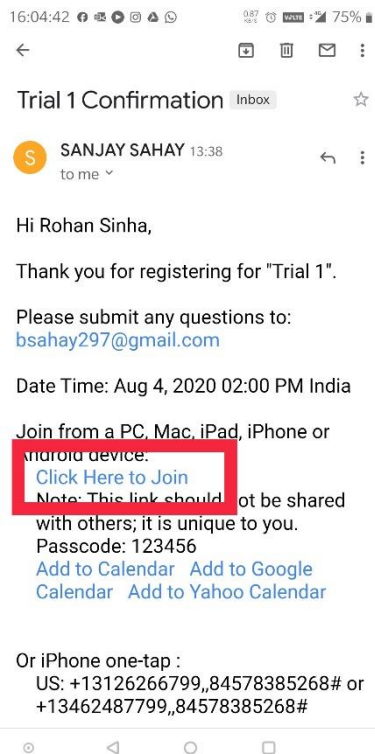
us02web.zoom.us

Webinar Registration Approved

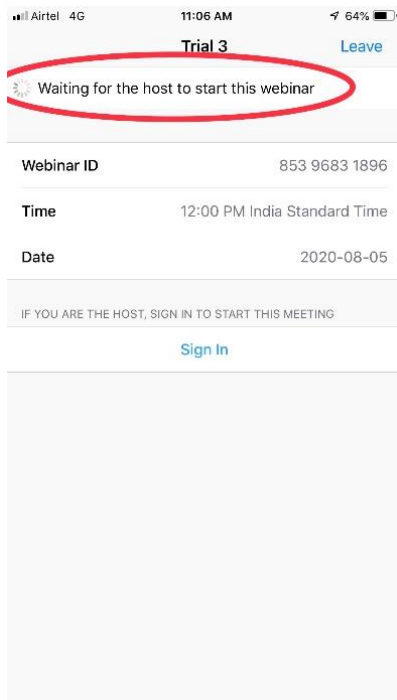
Trial 3
 Aug 5, 2020 12:00 PM
 India
 Webinar ID 853 9683 1896
 for attending the webinar without having sign up

You can cancel your registration at any time.
 Cancel Registration

Upon registration members will receive a registration confirmation email containing the link for joining the webinar saying “**Click here to join**”. Member can join the meeting at the scheduled time of the meeting i.e. 10:30 AM either through the link provided in the mail or the Webinar ID and passcode mentioned at the bottom of the mail.



In case you join in advance you will see a waiting page saying '**waiting for the host to start this webinar**' as shown below.



3. During the meeting, member will only be able to see the image of the Office Bearers on stage.
4. Member will be able to speak only when permitted by the Chair. Members desirous of speaking can click on the "**Raise hand**" button appearing on their screens. Only such members who are allowed shall be able to speak.

5. This meeting is exclusively for J.S.C.A. members and members shall not share the link or the user ID and password with anyone else. Members found in violation shall invite action under Rule 31 of the Constitution.

In case of any difficulty with the registration process or in joining the meeting, the members can call on +916202872194 (Mr. Rohan Sinha) and +9193431173211 (Mr. Sunil Sharma) for assistance from 26th August, 2020 to 28th August 2020 between 10:00am to 4:00 pm and between 8:00 am to 10:15 am on 30th August 2020.